

Formulation Shooting Gel on Jamblang Fruit (*Syzygium cumini*) as Sunscreen and Physical Stability

by Lilies Wahyu Ariani, Muhammad Ryan Radix Rahardhian, Erna
Prasetyaningrum

Submission date: 02-May-2023 01:32PM (UTC+0700)

Submission ID: 2081819212

File name: n_Shooting_Gel_on_Jamblang_Fruit_Syzygium_cumini_as_Sunscreen.pdf (503.9K)

Word count: 3946

Character count: 20103

Gmail editorijpbr@gmail.com

Acceptance letter HTML

editorijpbr <editorijpbr@gmail.com>
to me

Thu, 28 May 2020, 19:36

Dear Author,

Subject: Acceptance letter of an article from Indian Journal of Pharmaceutical and Biological Research

When your article published in our journal we will send you cover page of journal with editorial board.

We are glad to inform you that our both referees have now considered your paper and have recommended for publication in Indian Journal of Pharmaceutical and Biological Research
Volume 8 Issue 2 2020

Both Referees comments: Accepted for publication

To expedite the process of online publication of your article. Please deposit or remit the Web maintenance Fee USD 60/- by ONLINE, THROUGH BANK or within 4 days. You can transfer the required amount through online (NOTE: Please inform us if you make online transfer through email with scanned copy of receipt).

Details of Beneficiary
Oriental Bank of Commerce
Account Holder's Name: Ramandeep Singh
S. Ac. No.: 11392041003697
BRANCH CODE: 1139
FISC CODE: ORBC0101129
Paonta Sahb Man Branch, Paonta Sahb

https://mail.google.com/mail/u/0/?search=editorjpb@gmail.com/fMzgwHR9/MJZCTwC2MfMngtttSPB

Gmail editorjpb@gmail.com

Galley Proof HTML

editorjpb editorjpb@gmail.com
to me

Tue, 21 Mar 2020, 20:19

Dear Author,


Thank you for submitting your excellent article to UPBR. You can download your manuscript as an E-Mail attachment. We have finished the layout of your paper. Please scrutinize the galley proof closely, including the figures and tables. Additionally, if you want to change some mistakes in the pdf file, please download it and mark on the pdf file. Please reply us within 2 days.

References are out of format. Some references are not upto mark. Please write Volume, Issue and page number.

P.s. The page No. will be corrected in the final publishing.

Proof information sends after 2 days will not accept by Editorial Office of UPBR.

Editor-In-Chief
Indian Journal of Pharmaceutical and Biological Research
www.ijpb.in





ORIGINAL ARTICLE

Formulation Shooting Gel on Jamblang Fruit (*Syzygium cumini*) as Sunscreen and Physical Stability

Lilies Wahyu Ariani*, Muhammad Ryan Radix Rahardhian, Erna Prasetyaningrum

ABSTRACT

Effect of exposure ultraviolet light, which is bad for human skin, results in sunburn, dryness, premature aging until skin cancer occurs. Shooting gel is a cosmetic product that is just a trend in the community, containing active ingredients with high concentrations, making it suitable for use as a sunscreen. Previous studies of jamblang have antioxidant activity. The purpose of this study is to obtain a stable, optimum formula for shooting jamblang fruit gel by determining the SPF value and measuring the irritation index. Shooting jamblang fruit gel made four concentrations (60, 70, 80, and 90%) and evaluated physical characteristics, determination of SPF values, and stability test. The data obtained were analyzed with a different 95% confidence level test to find out a significant difference between the treatment groups. The results of the research of positive jamblang fruit contain flavonoid compounds, phenolic, polyphenols, tannins, anthocyanins, and saponins. Evaluation of physical characteristics shows that variations in concentration do not affect viscosity ($p > 0.05$) but affect pH, dispersion, and adhesion ($p < 0.05$). SPF FI value of 5.46 (Medium); FII of 11.45 (maximum); FIII of 8.51 (maximum); FIV of 34.73 (Ultra). The Greater the concentration, the greater the SPF value. Stability Shooting jamblang fruit gel almost all formulas there were no significant differences ($p > 0.05$) on the evaluation of viscosity, adhesion, and dispersion. At pH, there were significant differences in all formulas ($p < 0.05$).

Keywords: Physical stability, Shooting gel, SPF, Sunscreen, *Syzygium cumini* extract.

Indian J. Pharm. Biol. Res. (2020): <https://doi.org/10.30750/ijpbr.8.2.00>

INTRODUCTION

Exposure from ultraviolet (UV) to humans and the earth as a source of life does not always have a beneficial effect, because it can cause various losses on human skin. Skin that is exposed to chronic ultraviolet light can cause changes in the structure and composition of the skin epidermal skin tissue, unable to fight the oxidative effects. The effects can occur in acute changes such as erythema, photosensitivity, and long-term effects such as premature aging and skin cancer.^[1] Not all ultraviolet light can damage human skin tissue, depending on the range of wavelengths and energy waves that are exposed so that damage will occur gradually. The spectrum of UV light is divided into three, namely UV C (200-290nm), UV B (290-320 nm), and UV A (320-400 nm). To prevent the sun exposure, protection is needed: it can be physical, for example, using an umbrella, hat, or jacket while chemical protection using appropriate sunscreen cosmetics.

The mechanism of sunscreen protection as a physical blocker by blocking ultra-violet (UV) rays from penetrating the skin layer by scattering light. Sunscreen is very effective in protecting the skin from exposure to UV-A and UV-B rays.^[2]

Department of Pharmacy, STIFAR Yayasan farmasi, Indonesia

Corresponding Author: Lilies Wahyu Ariani, Department of Pharmacy, STIFAR Yayasan farmasi, Indonesia, E-Mail: lilieswahyuariani@gmail.com

How to cite this article: Ariani LW, Rahardhian MRR, Prasetyaningrum E. Formulation Shooting Gel on Jamblang Fruit (*Syzygium cumini*) as Sunscreen and Physical Stability. Indian J. Pharm. Biol. Res. 2020; 8 (2):00-00.

Source of support: Nil

Conflict of interest: None.

Received: 00/00/2020 **Revised:** 00/00/2020 **Accepted:** 00/00/2020

Published: 30/06/2020

The content of UV rays in the sun is one source of free radicals that can damage cell components. Antioxidants are compounds that can neutralize reactive free radicals into a relatively stable non-reactive form that can protect cells from the harmful effects of free radicals. Antioxidants can be obtained from natural ingredients of fruits and plants, one of which is jamblang. In Indonesia, the jamblang tree is one of the rare plants that have many benefits. The jamblang fruit is one part of the jamblang plant that is

Figures and table numbers are repeated

Ariani et al. / Indian J. Pharm. Biol. Res., 2020; 8 (2):00-00

suspected to have antioxidant activity due to the content of anthocyanin compounds. From the research,^[3] it showed that the antioxidant activity of jamblang fruit was 319.89 ppm. Anthocyanin is a component of flavonoid compounds. In photosynthetic tissues, anthocyanin can be used as a sunscreen that protects cells from damage by absorbing ultraviolet light. Research on efforts to prevent and reduce the negative effects of sun exposure on the skin is increasing, including the development of cosmetics sunscreen (sunscreen) from natural ingredients. Sunscreens made from natural materials are considered the safest to use and affordable prices compared to chemical sunscreens. Sunscreens that have an SPF value of ≥ 4 can protect the skin from UV exposure.^[4]

Shooting gel is a semi-solid preparation in the form of cosmetic products that are new to the community, containing active ingredients with high concentrations, making it suitable for use as well as a moisturizer and sunscreen. Gel with optimum physical properties can increase the acceptability and effectiveness of therapy. Gel dosage forms have the advantage of having good dispersal power, easily washed with water, providing a cool effect, allowing use in hairy body parts, and releasing the drug well.^[5]

Based on this background, this study aims to obtain the optimum formula, physical stability, and determination of the SPF value fruit gel preparation skin. It is hoped that the results of this study will be useful for the development of sunscreens from natural ingredients.

MATERIAL AND METHOD

Extraction of *Syzygium cumini*

Syzygium cumini, which has been washed is blended with a blender and then squeezed until a liquid extract is obtained.

Phytochemical Screening

Phytochemical screening test of jamblang fruit to a determination of flavonoids, phenolic compounds, tannins, and saponins using methods and anthocyanins.^[6]

Formulation of Shooting Gel

The gel base is made by developing carbopol and HPMC with hot aqua and then mixed with other ingredients such as glycerin, propylene glycol, TEA, nipagin, alcohol, aqua dest little by little to form a gel base. The jamblang fruit is added to the base gel according to each concentration until homogeneous.

Soothing Gel Physical Characteristics Test

Organoleptic

The organoleptic test was conducted using the five senses, starting from the shape, the smell, and the color. The parameter of quality of the physical properties of shooting gel was that there were no changes in the form, color, and the smell since the beginning of the production, storage, up to the usage.

Homogeneity

The homogeneity test was conducted by smearing the preparation to the surface of the object-glass; then, it was spread to the other object glass to find the homogeneous surface. The shooting gel could be said homogeneous if the particle structure did not cause to clot or was not mixed.

pH

The pH of the preparation was measured using the pH meter

Viscosity

The test was conducted using the Brookfield viscometer and utilizing 64 spindles. Afterward, the shooting gel

Table 1: Formulation of Shooting Gel *Syzygium cumini*

Material	FI(g)	FI(g)	FII (g)	FIII(g)
Active ingredients	60%	70%	80%	90%
Base	40%	30%	20%	10%
Carbopol	1	0.75	0.5	0.25
HPMC	2	1.5	1	0.5
Propylene glycol	3,375	2.25	1.5	0.75
Glycerin	2	1.5	1	0.5
TEA	0,3	0.15	0.1	0.05
Nipagin	0,075	0.0375	0.025	0.0125
Nipasol	1	0,5	0,25	0,125
Alcohol 96%	0,3	0.15	0.1	0.05
Essence	qs	qs	qs	qs
Aquadest	Ad 40	ad 30	ad 20	ad 10
Total (g)	100	100	100	100

Tables and Figures citations not in ascending order

Ariani et al. / Indian J. Pharm. Biol. Res., 2020; 8 (2):00-00

was placed in a container; then, the spindle which had been installed was pulled down until the spindles was immersed.

Spreadability

The shooting gel was placed on the glass plate and was left alone for 1 minute; then, the diameter of the shooting gel spread was measured. Next, the load was added by 50 g. It was left alone for 1-minute; then, the diameter of the shooting gel spread was measured. That same thing should be done again and again until the constant diameter of the shooting gel spread was obtained.^[7]

Adhesion test

As much as 0.1 grams of the preparation is applied above the object of glass, which has been determined to be 2 x 2 cm, placed above the preparation object the other glass and weighed with a load of 1 kg for 5 minutes. Then the glass object is mounted on the test equipment; a weight of 80 grams is released and recorded the time until the two glass objects is loose.

Determination of Sun Protective Factor (SPF)

0.5 g cream of each concentration (60%, 70%, 80%, 90%) was diluted to a concentration of 25 µL, 50 µL, 75 µL, 100 µL, and 125 µL by dissolving it in ethanol PA. After that, the test absorption curve is made with wavelengths between 290-320 nm with an interval of 5 nm. The absorbance results are recorded then the SPF value is calculated using the Mansur method.^[7]

$$SPF = CF \times \sum_{290}^{320} EE(\lambda) \times I(\lambda) \times \text{absorbansi}(\lambda)$$

Description:

CF = correlation factor (10)

EE = Ethermal effect spectrum

I = spectrum of solar simulation

Abs = Absorbance of sunscreen products

Testing the physical stability of the preparation

The preparation is kept at room temperature for one month. On days 0 and 28, organoleptic, homogeneity, pH, dispersal, adhesion, and viscosity evaluations were carried out.

Table 2: EE Value x I

Wavelength (λ nm)	EE x I
290	0,0150
295	0,0817
300	0,2874
305	0,3278
310	0,1864
315	0,0839
320	0,0180

RESULTS AND DISCUSSION

This study aims to make a shooting gel preparation from jamblang fruit. These preparations are cosmetic preparations that are just trending and contain high active ingredient components, so it is expected that the effects will be fast on target.

Phytochemical Screening

Phytochemical screening test of jamblang fruit showed positive results containing flavonoids, phenolic compounds, tannins, saponins, polyphenols, and anthocyanins.

Shooting Gel of Jamblang Fruit

Shooting gel of jamblang liquid extract gel in Figure 2 contains high active ingredient components so that it is expected to have a faster effect as a sunscreen. The results of physical characteristics testing on the Shooting Gel of Jamblang Fruit can be seen in Table 5.



Figure 2: Shooting Gel of Jamblang Fruit (a) 60% concentration (b) 70% concentration (c) 80% concentration (d) 90% concentration

Table 3: Evaluate the viscosity of the shooting gel after the stability test

Formulation	Day-0	Day-28
F I	1382667 ± 104103	684000 ± 292759,3
F II	260667 ± 43003,9	269333,3 ± 23692,47
F III	895334 ± 895334	142666,7 ± 34078,34
F IV	620000±697054	60666,67 ± 48428,64

F I = Shooting gel 60%; F II = Shooting gel 70%; F III = Shooting gel 80%; F IV = Shooting gel 90%

Table 4: Evaluation of pH after stability test

Formulation	Day-0	Day-28
F I	3,82 ± 0,02	4,1 ± 0,02
F II	3,64 ± 0,015	3,85 ± 0,012
F III	3,62 ± 0,03	3,79 ± 0,01
F IV	3,57 ± 0,025	3,72 ± 0,015

F I = Shooting gel 60%; F II = Shooting gel 70%; F III = Shooting gel 80%; F IV = Shooting gel 90%

Table 5: Results of Physical Characteristics Test Shooting Gel of Jamblang Fruit

Evaluate	Formula 60%	Formula 70%	Formula 80%	Formula 90%
Organoleptic	Gel (Thick)	Gel (slightly	Gel (slightly thick)	Gel (runny)
Shape	Rose	viscous)	Rose	Rose
Smell	Violet	Rose	Violet	Violet
Color		Violet		
Homogeneity	Homogeneous	Homogeneous	Homogeneous	Homogeneous
Viscosity * (centipoise)	1382667 ± 104103	260667 ± 43003,9	895334 ± 895334	620000 ± 697054
pH*	3,82 ± 0,02	3,64 ± 0,015	3,62 ± 0,03	3,57 ± 0,025
Scatability * (cm)	4,5604 ± 0,0290	7,6657 ± 0,0599	8,5979 ± 0,0237	11,5 ± 0
Adhesion *(seconds)	162,67 ± 2,5166	91 ± 2,6458	72 ± 11,1355	55,67 ± 8,0208

Homogeneity

Homogeneity testing aims to determine the homogeneity of the Shooting Gel of Jamblang Fruit. Homogeneous preparation shows a homogeneous arrangement and uniform color, and there are no spots. Homogeneity of preparation can affect the activity or the efficacy of the active ingredient. If the active ingredients are evenly distributed then the release of active compounds into the skin will be maximal. Homogeneity test results can be seen in Table 5.

Viscosity

Viscosity is a resistance of a liquid to flow. The higher the viscosity of the Shooting Gel of Jamblang Fruit, the greater the resistance of the stock to flow. The test results show that the greater the concentration of the active ingredient, the lower the viscosity of the Shooting Gel of Jamblang Fruit. That is because of the greater the active material, the less gel base. The results of statistical tests show that data are normally distributed and homogeneous and then tested with a one-way ANOVA test, which shows a difference with a significant value < 0.05. The results of statistical tests showed that there was no difference in the concentration of the shooting gel used on the viscosity of the Shooting Gel of Jamblang Fruit. Viscosity test results can be seen in Figure 3.

pH

The pH test, is done to ensure the Shooting Gel of Jamblang Fruit does not cause skin irritation. Good topical preparation has a pH that is suitable for human skin. Human skin has a normal pH, which is around 4.5-7.0.^[8] so it is safe when used. These preparations can reduce the risk of irritation to the skin because a pH that is too alkaline can make the skin scaly and a pH that is too acidic can irritate the skin. Based on the results of statistical tests showed that the influence of pH differences in the preparation of jamblang juice extraction gel with a significant value < 0.05. The pH test results can be seen in Figure 4.

Spreadability

The spread test is carried out to determine the ability of the preparation to spread at the place of use. The results of the scattering power supply of shooting gel of jamblang fruit can be seen in Figure 5. From the results of the scatter test, all formulas meet the spreadability test requirements,

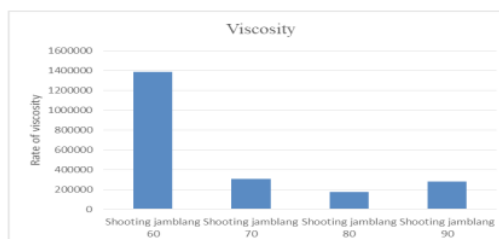


Figure 3: Graph of Viscosity Test of Shooting Gel of Jamblang Fruit

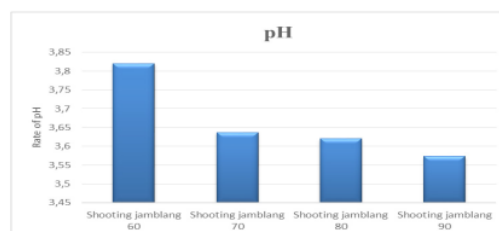


Figure 4: pH test results of gel shooting gel of jamblang fruit

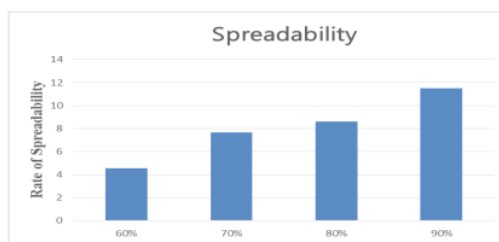


Figure 5: Test results of the spreadability of shooting gel of jamblang fruit

which is 5-7 cm. This study met the distribution of the requirements, the higher the concentration, the greater the spread. Statistics test shows that different concentrations affect the spread shooting of jamblang fruit, where the greater the concentration of active ingredients, the greater the dispersion shooting gel of jamblang fruit.

Adhesion test

Adhesion to the preparation will affect the absorption of active substances in the shooting gel of jamblang fruit. A good shooting gel of jamblang fruit has a longer adhesion. Topical preparations that stick for longer will increase the potential for better absorption of the drug on the skin—adhesion for semi-solid preparations that is not less than 4 seconds.^[9] The results of the adhesive test can be seen in Figure 6.

The statistical test shows that different concentrations affect the adhesive strength of shooting gel of jamblang fruit, where the greater the concentration of active ingredients, the smaller the adhesion of shooting gel of jamblang fruit.

Determination of SPF

The determination of the SPF of gel shooting of jamblang fruit can be seen in Table 7.

Determining the SPF value, the greater the concentration of active ingredients, the greater the SPF value. All of the four formulas are included in the range of

sunsreen values.^[10] This shows that the Shooting gel of jamblang fruit has good sunsreen ability.

Evaluation of Stability Test Results

Figure 2 shows the stability of the viscosity evaluation results decreased during storage. Changes in temperature can damage the gelling agent in the preparation, and the packaging is impermeable to absorb moisture from the outside, thereby increasing the volume of water in the gel and causing changes in the viscosity of the gel. The addition of propyleneglycol can also cause it, glycerol, and the higher the concentration of active ingredients can reduce the viscosity of the gel.

Based on Table 3, the results of the viscosity evaluation on the 0th day after preparation and during the 28th-day storage obtained differences in viscosity between formulas. In statistical calculations, a formula I there is

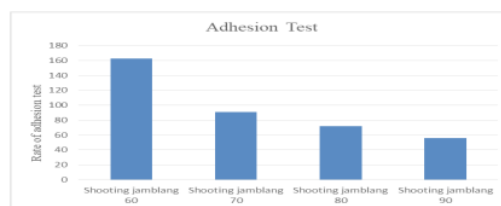


Figure 6: The results of the adhesive strength test of shooting gel of jamblang fruit

Table 5: Evaluation of spreadability after stability test

Formula	Hari Ke-0	Hari Ke-28
F I	4,5604 ± 0,0290	4,1792 ± 0,0430
F II	7,6657 ± 0,0599	3,9111 ± 0,0095
F III	8,5979 ± 0,0237	7,1938 ± 0,0602
F IV	11,5 ± 0	11 ± 0

F I = Shooting gel 60%; F II = Shooting gel 70%; F III = Shooting gel 80%; F IV = Shooting gel 90%

Table 6: Evaluation of Adhesion after a stability test

Formula	Hari Ke-0	Hari Ke-28
F I	162,67 ± 2,5166	136 ± 16,8226
F II	91 ± 2,6458	124,6667 ± 11,2398
F III	72 ± 11,1355	90,6667 ± 6,1101
F IV	55,67 ± 8,0208	102,6667 ± 3,5119

F I = Shooting gel 60%; F II = Shooting gel 70%; F III = Shooting gel 80%; F IV = Shooting gel 90%

Table 7: Results of Determination of SPF Value on Shooting gel of jamblang fruit

Concentration	SPF Value	Category
60%	5,46	Medium
70%	11,45	Maximum
80%	8,51	Maximum
90%	34,73	Ultra

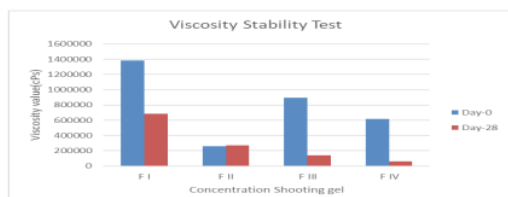


Figure 2: Diagram of the evaluation results of viscosity stability test

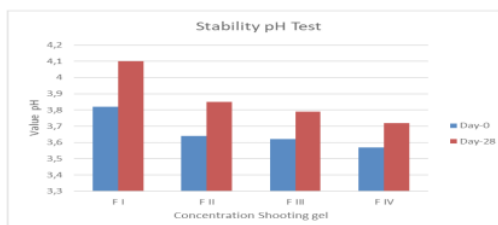


Figure 3: Diagram of the evaluation results of a pH stability test

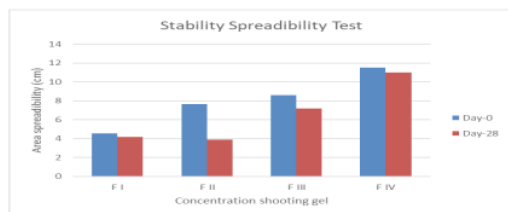


Figure 4: Diagram of the evaluation results of the spreadability stability test

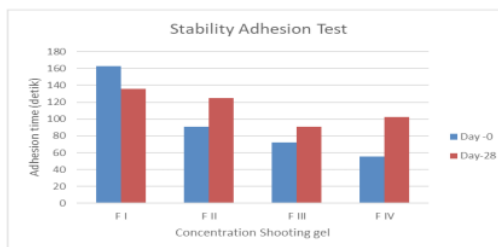


Figure 5: Diagram of the results of the adhesion stability evaluation

a significant difference with a value of $p < 0.05$, while formulas II, III, and IV have no significant difference with a value of $p > 0.05$.

Based on Table 4 and Figure 3, the pH stability test results increase not too much different after storage during the 28th day. This may be caused by the influence of the active ingredient, which is not stable to temperature so that it affects the preparation. The results of the statistical test showed a difference after storage in all formulas with a value of $p < 0.05$.

In Table 5 and Figure 4 shows the longer storage of preparations causes a decrease in the spreadability of the preparations of all formulas. This shows the vertical relationship between viscosity and dispersion—the greater the value of viscosity, the wider the dispersal power of the preparation and vice versa. Statistical test results show that there is a significant difference in the results of the evaluation of the stability of the spreadability of all formulas with a value of $p < 0.05$.

In Table 6 and Figure 5 shows the duration of storage of preparations causing an increase in the time of adhesion of the preparations in formulas II, III, and IV, but in formula I has decreased. The results of the statistical tests show that formulas I and IV have significant differences in the results of the evaluation of the spreadability with a p-value of < 0.05 . Formulas II and III show no significant difference to the stability test of sticky evaluation with a significant value > 0.05 . This shows the inverse relationship between viscosity and dispersion—the greater the value of

viscosity, the faster the adhesion time of the preparation and vice versa.

CONCLUSION

The preparation of jamblang fruit gel can be concluded that the Shooting gel of jamblang fruit satisfy for physically and chemically test organoleptic, homogeneity, viscosity, spreadability, and adhesion test. For pH that does not satisfy the skin's pH requirements, causing irritation tests for long-term use can irritate. Physical and chemical storage stability test seen from organoleptic, homogeneity, viscosity, dispersal, and adhesion. Stability Shooting jamblang fruit gel almost all formulas, there were no significant differences ($p > 0.05$) on the evaluation of viscosity, adhesion, and dispersion. At pH, there were substantial differences in all formulas ($p < 0.05$). For pH close to the skin's pH requirements criteria so that there is little chance of irritation for long-term use. In determining the SPF value, the higher the concentration of active ingredients, the more the SPF value increases.

ACKNOWLEDGMENT

We would like to thank the Ministry of Higher Education Research for providing this research funding grant through the Beginner Lecturer Research Scheme (Penelitian Dosen Pemula).

REFERENCES

- Putri, Y. D., Kartamihardja, H. and Lisna, I. 'Formulasi dan Evaluasi Losion Tabir Surya Ekstrak Daun Stevia (Stevia

Reference are in APA style please provide in standard Vancouver format

Ariani et al. / Indian J. Pharm. Biol. Res., 2020; 8 (2):00-00

- rebaudiana Bertoni M)', *JSEK (Jurnal Sains Farmasi & Klinis)*, 2019; 6(1):32–36.
2. Gasparro, P. (2013) *Sunscreen Photobiology: Molecular, Cellular and Physiological Aspects (Biotechnology Intelligence Unit) 1*, Francis P. Gasparro - Amazon.com, Springer; 1 edition (November 11, 2013). Available at: <https://www.amazon.com/Sunscreen-Photobiology-Physiological-Biotechnology-Intelligence->
 3. Marlioni, L., Kusriani, H. and Sari, I. (2007) 'AKTIVITAS ANTIOKSIDAN DAUN DAN BUAH JAMBLANG (SYZIGIUM CUMINI L.) SKEEL', *Prosiding seminar nasional penelitian dan PKM. Sains, teknologi, dan ilmu kesehatan*.
 4. Puspitasari, A. D., Mulangsri, D. A. K. and Herlina, H. (2018) 'Formulasi Krim Tabir Surya Ekstrak Etanol Daun Kersen (Muntingia calabura L.) untuk Kesehatan Kulit', *Media Penelitian dan Pengembangan Kesehatan*. doi: 10.22435/mpk.v28i4.524.
 5. Ariyani, L.W dan Suharsanti, R. (2017) 'pelembab alami sediaan shooting gel kombinasi lidah buaya dan buah rambutan - Google Search', *Jurnal Ilmiah Cendekia Eksakta*.
 6. Rahardhian, M. R. R. et al. (2019) 'Solvent concentration effect on total flavonoid and total phenolic contents of Averrhoa bilimbi leaf extract', *Pharmaciana*, 9(1), pp. 137–144. doi: 10.12928/pharmaciana.v.
 7. Geraldine, E. T. and Hastuti, E. D. (2018) 'FORMULATION OF SUNSCREEN CREAM OF PARIJOTO FRUIT EXTRACT (Medinilla speciosa Blume) AND IN VITRO SPF VALUE TEST', *Journal of Pharmaceutical Sciences and Community*. doi: 10.24071/jpsc.152125.
 8. Swastika NSP, A., Mufrod and Purwanto (2013) 'Antioxidant Activity Of Cream Dosage Form Of Tomato Extract (Solanum lycopersicum L.) Aktivitas Antioksidan Krim Ekstrak Sari Tomat (Solanum lycopersicum L.)', *Traditional Medicine Journal*.
 9. Ulaen, S. P. J., Banne, Y. and Suatan, R. A. (2012) 'Pembuatan Salep Anti Jerawat dari Ekstrak Rimpang Temulawak (Curcuma xanthorrhiza roxb)', *Jurnal Kesehatan Politeknik Kesehatan*, 1, pp. 45–49.
 10. Putri, Y. D., Kartamihardja, H. and Lisna, I. (2019) 'Formulasi dan Evaluasi Losion Tabir Surya Ekstrak Daun Stevia (Stevia rebaudiana Bertoni M)', *JSEK (Jurnal Sains Farmasi & Klinis)*, 6(1), pp. 32–36.

Formulation Shooting Gel on Jamblang Fruit (Syzgium cumini) as Sunscreen and Physical Stability

ORIGINALITY REPORT

19%

SIMILARITY INDEX

15%

INTERNET SOURCES

13%

PUBLICATIONS

10%

STUDENT PAPERS

MATCH ALL SOURCES (ONLY SELECTED SOURCE PRINTED)

2%

★ Submitted to fpptijateng

Student Paper

Exclude quotes Off

Exclude matches Off

Exclude bibliography Off